

acesil-310

01/25 101



ACESIL-310

Acetic silicone grouting.
Mould-resistant.

groutings and sealants



A SIKA BRAND



5-35°C



31



4-15 mm



acesil-310



EN 15651-1



EN 15651-2



EN 15651-3



MAIN FEATURES

- Highly elastic
- Good weather and ageing resistance
- UV resistant
- All colours have fungicide treatment
- Optimum workability

APPEARANCE

Viscous paste in 31 colours (see colour card in www.technokolla.com)

STORAGE

18 months in cool, dry place.

FIELDS OF USE

- ACESIL-310 can be used for grouting glass, ceramic, painted aluminium, polyester panels, painted wood*.
- Suitable for use in health-hygiene situations for creating expansion joints between tiles, in tubs, sinks, for grouting showers and forming expansion joints between walls and floor.
- CE Marking according to EN 15651-1 F EXT-INT CC 25 LM, EN 15651-2 G CC 25 LM, EN 15651-3 XS 1.


*Check compatibility prior to application.




OPERATIONS PRIOR TO APPLICATION

Preparation

To ensure the silicone joint functions correctly, the width of the joint must never be less than its depth. The surface to be grouted must be perfectly clean, and the joints free from traces of excess adhesive. Push polyethylene cord, which must be larger than the joint, e.g. 5 mm joint, 8 mm cord, into the bottom of the joint itself. (see Fig. 1) Use adhesive tape to protect the surface of the two tiles on either side. This will facilitate cleaning. Use an iron trowel or the bottom of the cartridge to remove excess grouting.



RECOMMENDED ACCESSORIES



Synthetic cords



437251

Silicone gun

Application

Cut off the top part of the cartridge's threaded tip. Screw on the nozzle and cut it 45 degrees on the slant, depending on the width of the joint. Now fit the cartridge into the applicator and begin to squeeze out the silicone.

Excess grouting can be removed with an iron knife or with the bottom of the actual cartridge.

Imperfections can be smoothed using a tool wetted with soap and water.

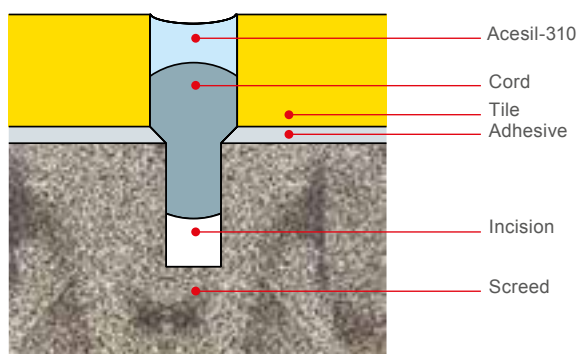


Fig. 1

AVAILABLE COLOURS

00 WHITE	09 SAND	25 TRANSPARENT	36 TORTORA
01 MANHATTAN	10 BROWN	29 LIGHT GREY	37 LIGHT SAND
02 ICE	11 TERRACOTTA	30 TOTAL BLACK	38 CEDAR
03 ASH	12 DARK BROWN	31 SILVER	39 BEECH WOOD
04 ANTHRACITE	14 AMARANTH	32 GREY	40 WALNUT
06 JASMINE	15 RUBY	33 GRAPHITE	41 OAK WOOD
07 ANEMONE	16 CARAMEL	34 PINE	42 MAHOGANY
08 BEIGE	24 PERGAMON	35 MAPLE WOOD	

CONSUMPTION

Joint depth in mm	meters of joint filled with one cartridge joint width in mm					
	4	5	6	8	10	12
3	25.8	20.7	17.3	13		
5		12.4	10.3	7.8	6.2	
6			8.6	6.4	5.2	4.3
7				5.5	4.4	3.6
10					3.1	2.5
12						2.1

acesil-310

WARNINGS AND RECOMMENDATIONS

- the substrates must be perfectly dry, clean and grease-free
- ACESIL-310 cannot be painted
- do not apply to tar, bitumen, polypropylene, cement-based substrates, lead, copper, galvanized steel and any other metal that can oxidize
- do not apply to porous surfaces
- not suitable for grouting marble or other natural stones
- not suitable for aquariums
- not suitable for swimming pools
- before the application on porous substrates and metals that can oxidize apply a suitable primer, such as Sika Primer-3N

TECHNICAL DATA	VALUE	STANDARD
Temperature during application	min. +5°C, max +35°C	
Setting in 24 h	*approx. 2-3 mm	
Weight density	approx. 1.0 kg/l	
Film forms after	*approx. 10 min	
Ultimate elongation	approx. 400-600%	DIN53504
Shore-A hardness	approx. 18-20	DIN53504
Modulus of elasticity 100%	approx. 0.35-0.4 N/mm ²	DIN53504
Tensile strength	approx. 1.8 N/mm ²	DIN53504
Practical absorption of movement	25%	
Thermal resistance	from -40°C to +180°C	

* these time intervals refer to a temperature of 23°C-50% R.H.. They become shorter at higher temperatures and longer at lower temperatures.

SPECIFICATION

Sealing between different construction materials must be performed with acetic silicone grouting, such as TECHNOKOLLA's ACESIL-310.

Technokolla reminds you to examine the “**notes**” document that completes the information in this data sheet. The document can be downloaded in the pdf format from the website www.technokolla.com.

The advice about technical matters in the technical data sheets, or given verbally or in writing by our personnel as part of our customer assistance service, is the result of our best and most up to date experience. Since we are unable to personally modify the conditions in the building site or the way the work is carried out, this information is purely indicative and, thus, binds us neither legally nor in any other way in relation third parties. This information does not relieve the end user from being responsible for testing our products so as to make sure they are fit for the required use. We therefore strongly advise the customer/user to subject Technokolla's products to preventive tests in order to ensure that they are suitable. The end user is also responsible for checking to make sure that this technical data sheet is not obsolete and that more recent editions have not replaced it. Thus, before using our products, you are advised to download the most up to date version of the technical data sheet from our web site www.technokolla.com.



A SIKA BRAND

SIKA ITALIA S.P.A.

Via G. Rossini, 22
37060 Castel D'Azzano (VR)
Italy

Tel. +39 045 854 6201
Fax +39 045 518 390
www.technokolla.com